




# K.M. MCGARRY Evaluation of Instruction Program Report

16S: ECON 19 SEM 5: FIAT LUX FRSHMN SEM  
 No. of responses = 9  
 Enrollment = 17  
 Response Rate = 52.94%

## Survey Results

### 1. Student Demographic Information:

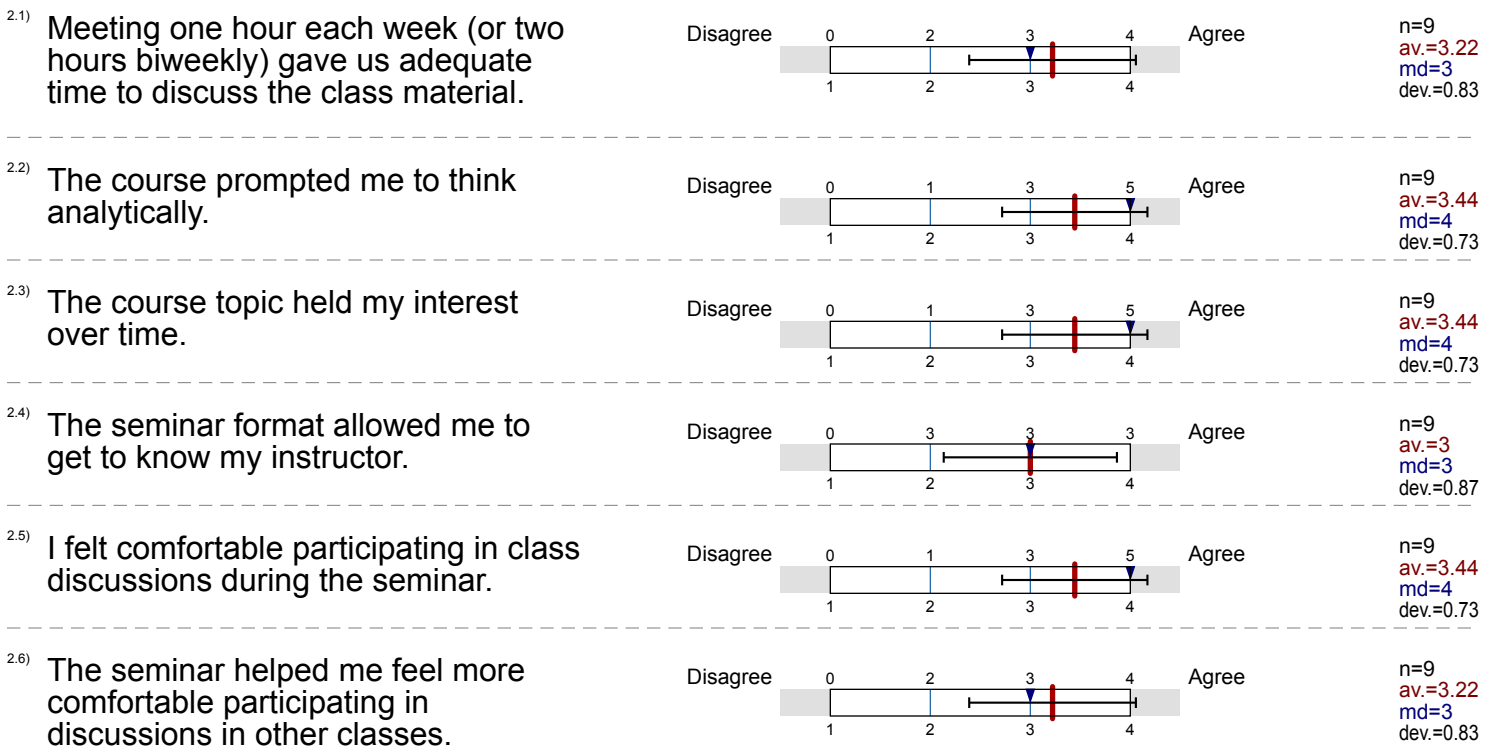
#### 1.1) Year in School:

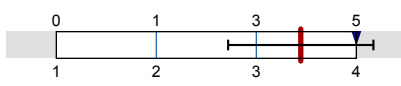
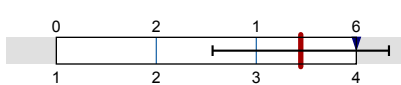



#### 1.2) Gender:



### 2. General Questions:

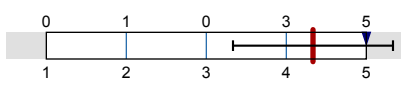
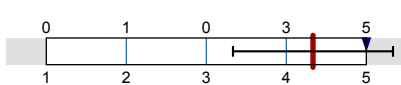


2.7)	I was exposed to new ideas from other students.	Disagree		Agree	n=9 av.=3.44 md=4 dev.=0.73
2.8)	The seminar format helped me get to know other students.	Disagree		Agree	n=9 av.=3.44 md=4 dev.=0.88
2.9)	I would recommend this seminar to other students.	Disagree		Agree	n=9 av.=3.56 md=4 dev.=0.73

3. Seminar Format:

3.1)	Which category best describes your seminar format?				n=9
	All lecture	<input type="text" value="0"/>			0
	Primarily lecture	<input type="text" value="6"/>			6
	Even balance between lecture and discussion	<input type="text" value="3"/>			3
	Primarily discussion	<input type="text" value="0"/>			0
	All discussion	<input type="text" value="0"/>			0
	Other	<input type="text" value="0"/>			0

4. Overall Rating:

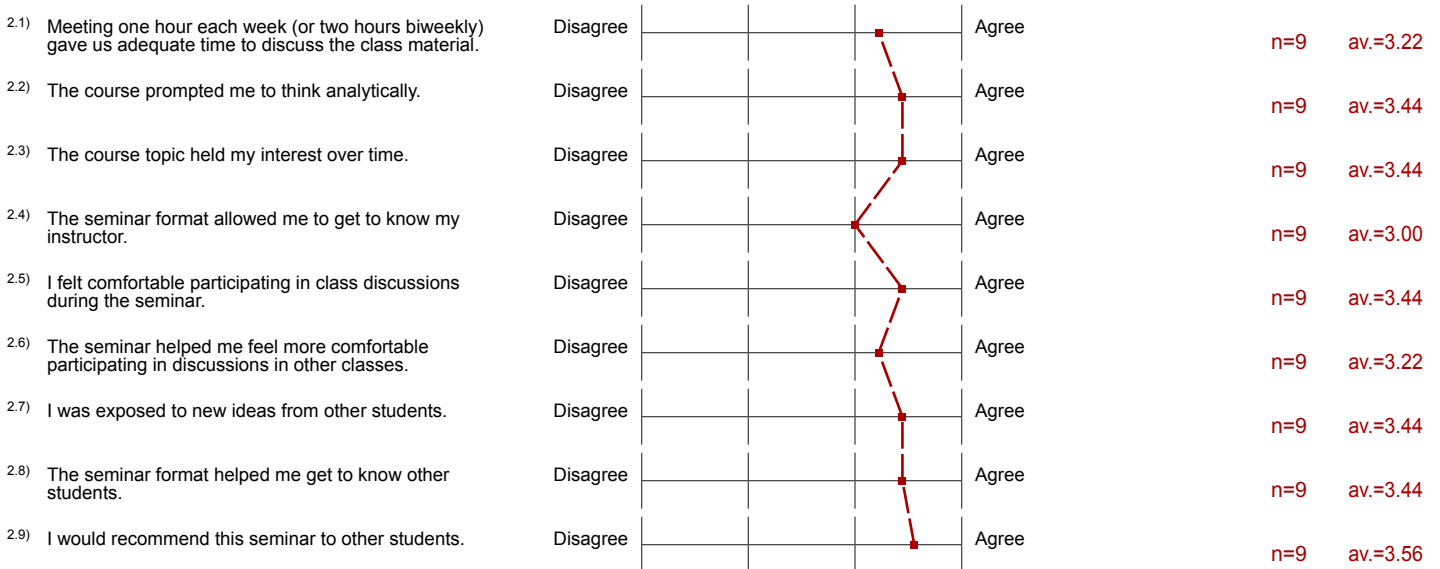
4.1)	Your overall rating of the instructor(s).	Very Low		Very High	n=9 av.=4.33 md=5 dev.=1
4.2)	Your overall rating of the seminar.	Very Low		Very High	n=9 av.=4.33 md=5 dev.=1

# Profile

Subunit: **ECON**  
 Name of the instructor: **K.M. MCGARRY**  
 Name of the course: **16S: ECON 19 SEM 5: FIAT LUX FRSHMN SEM**  
 (Name of the survey)

Values used in the profile line: Mean

## 2. General Questions:



## 4. Overall Rating:

