

# Introduction to choice over time

Individual choice	2
Income and substitution effects	7
Walrasian equilibrium interest rate	11

19 pages

**Introduction to choice over time**

Two periods:

Utility  $U(c_1, c_2)$  is strictly increasing

Interest rate on savings:  $r$

Income sequence  $\{y_t\}_{t=1}^2$ .

Consumption sequence  $\{c_t\}_{t=1}^2$

Financial capital sequence  $\{K_t\}_{t=1}^3$ .

Period budget constraints:

$$(1+r)(K_1 + y_1 - c_1) \geq K_2 \quad (1)$$

$$(1+r)(K_2 + y_2 - c_2) \geq K_3 \quad (2)$$

\*

## G. Introduction to choice over time

Two periods:

Utility  $U(c_1, c_2)$  is strictly increasing

Interest rate on savings:  $y_2$

Income sequence  $\{y_t\}_{t=1}^2$ .

Consumption sequence  $\{c_t\}_{t=1}^2$

Financial capital sequence  $\{K_t\}_{t=1}^3$ .

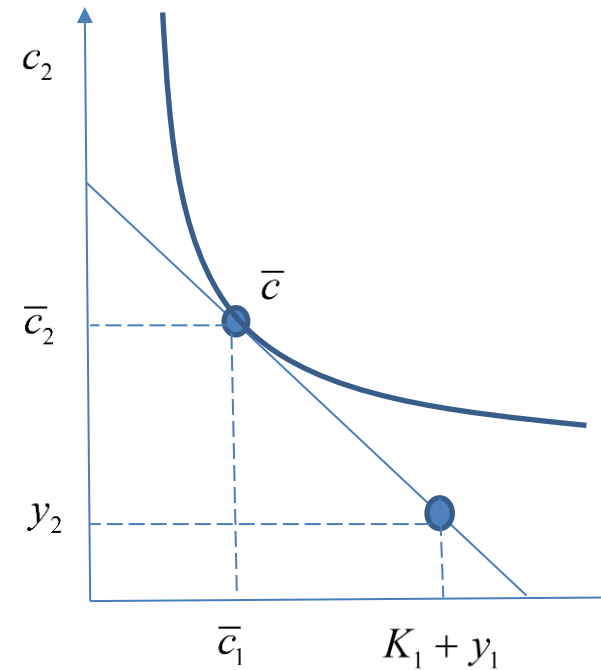
Period budget constraints:

$$(1+r)(K_1 + y_1 - c_1) \geq K_2 \quad (1)$$

$$(1+r)(K_2 + y_2 - c_2) \geq K_3 \quad (2)$$

**Consumer's problem:** Choose sequences  $\{c_t\}$ ,  $\{K_t\}$  to solve

$$\text{Max}\{U(c_1, c_2) \mid (1+r)(K_1 + y_1 - c_1) \geq K_2, (1+r)(K_2 + y_2 - c_2) \geq K_3\}$$



Consumer saves

Consumer's problem: Choose sequences  $\{c_t\}$ ,  $\{K_t\}$  to solve

$$\text{Max}\{U(c_1, c_2) \mid (1+r)(K_1 + y_1 - c_1) \geq K_2, (1+r)(K_2 + y_2 - c_2) \geq K_3\}$$

**Step 1: Try to reduce the problem to a simpler 1 constraint problem**

(Divide the first equation by  $1+r$  and the second by  $(1+r)^2$ )

$$K_1 + y_1 - c_1 \geq \frac{K_2}{1+r} \quad (1')$$

$$\frac{K_2 + y_2 - c_2}{1+r} \geq \frac{K_3}{(1+r)^2} \quad (2')$$

To maximize utility  $K_3 = 0$ .

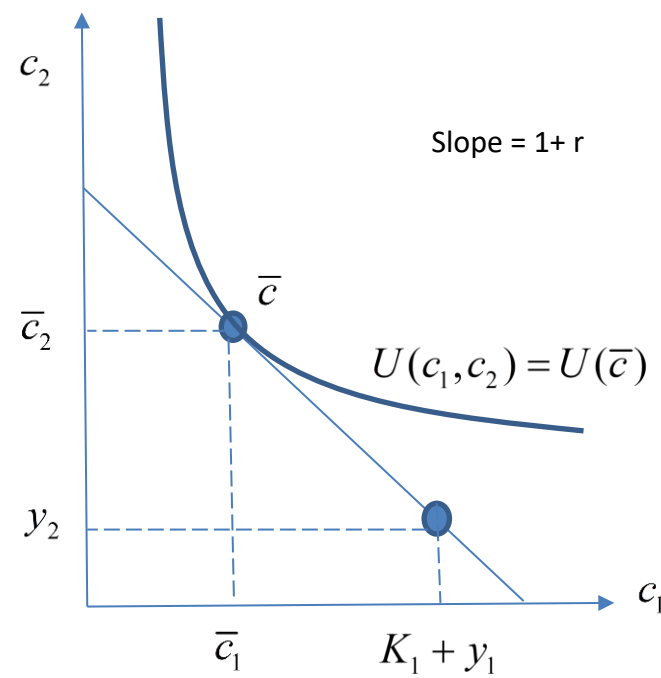
Then add (1') and (2')

$$K_1 + \left(y_1 + \frac{y_2}{1+r}\right) - \left(c_1 + \frac{c_2}{1+r}\right) \geq 0$$

$$K_1 + \left(y_1 + \frac{y_2}{1+r}\right) - \left(c_1 + \frac{c_2}{1+r}\right) \geq 0$$

Note that the higher the interest rate, the steeper is the life-time budget line.

The relative price of future consumption has fallen.



Consumer saves

### Group Exercise 1:

$$U(c) = \ln c_1 + \ln c_2 \quad r = 0.2, \quad \{y_t\} = \{100, 72\}. \quad \text{Solve for } \{\bar{c}_t\}$$

### Group Exercise 2:

$$U(c) = \ln c_1 + \ln c_2 + \ln c_3 \quad r = 0.2, \quad \{y_t\} = \{100, 72, 72\}. \quad \text{Solve for } \{\bar{c}_t\}$$

**Sketch of the answer to group exercise 2****Step 1: how that the life-time budget constraint is**

$$c_1 + \left(\frac{1}{1+r}\right)c_2 + \left(\frac{1}{(1+r)^2}\right)c_3 = y_1 + \left(\frac{1}{1+r}\right)y_2 + \left(\frac{1}{(1+r)^2}\right)y_3 = 100 + \frac{72}{1.2} + \frac{72}{(1.2)^2} = 100 + 60 + 50 = 210$$

**Step 2: Obtain the FOC**

Note that we can think of  $\frac{1}{1+r}$  as the price of the period 2 commodity. Similarly  $p_3 = \frac{1}{(1+r)^2}$  is the price of the period 3 commodity.

So the prices are  $(p_1, p_2, p_3) = \left(1, \frac{1}{1+r}, \frac{1}{(1+r)^2}\right) = \left(1, \frac{1}{1.2}, \frac{1}{1.44}\right)$ .

The FOC are

$$\frac{1}{p_1} \frac{\partial U}{\partial c_1} = \frac{1}{p_2} \frac{\partial U}{\partial c_2} = \frac{1}{p_3} \frac{\partial U}{\partial c_3} = \lambda$$

**Step 3: Solve using the FOC and budget constraint**

Using these conditions you should be able to show that  $\bar{c}_1 = 70$

**Comparison with the standard budget constraint**

$$c_1 + \frac{c_2}{1+r} \leq K_1 + y_1 + \frac{y_2}{1+r}$$

$$p_1 x_1 + p_2 x_2 \leq p_1 \omega_1 + p_2 \omega_2$$

$$x_1 + \frac{p_2}{p_1} x_2 \leq \omega_1 + \frac{p_2}{p_1} \omega_2$$

Thus the lifetime budget constraint is

just like the one period budget constraint.

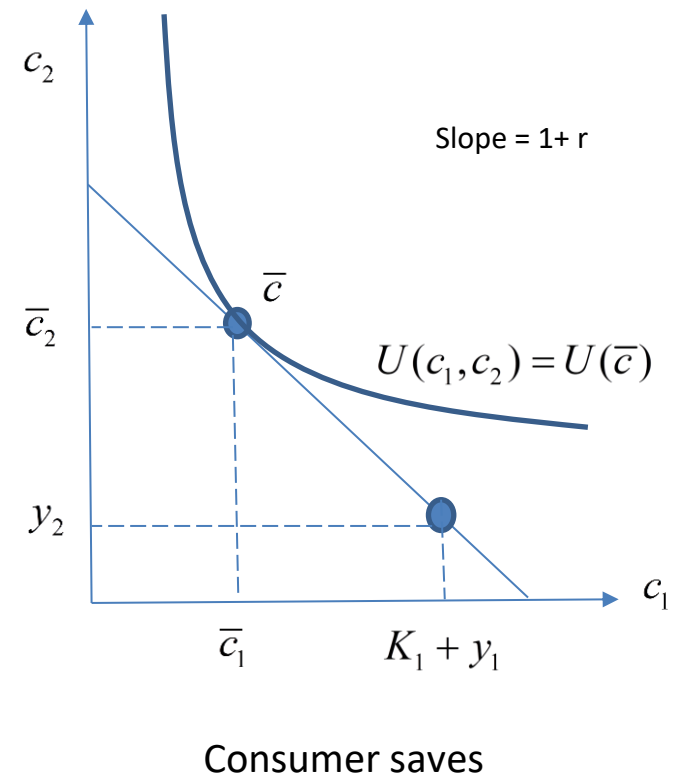
$$\frac{p_2}{p_1} = \frac{1}{1+r}$$

is the market value of future goods relative to current goods

We call this the present value of future goods.

**The life-time budget constraint is**

$$PV\{c_t\} \leq K_1 + PV\{y_t\}$$

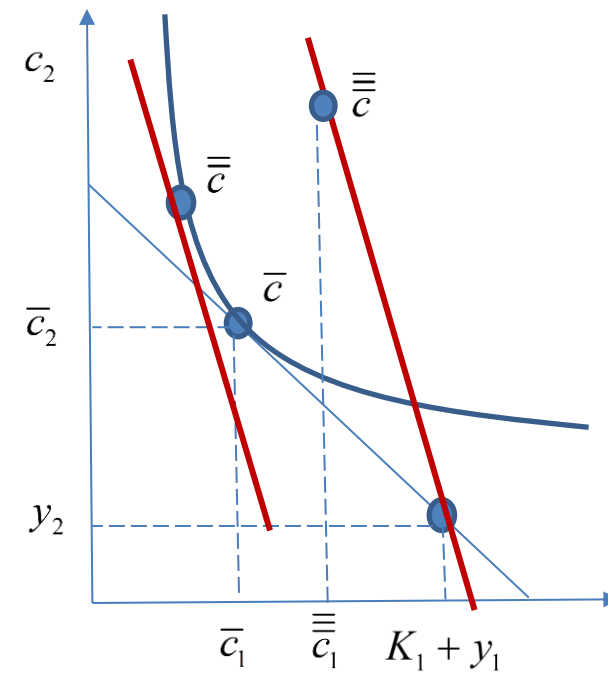


## Decomposition into substitution and income effects of an increase in the interest rate

### Substitution Effect

The relative price of future goods  $1/(1+r)$  is lower so first period consumption falls and second period consumption rises.

\*\*



Consumer saves



## Decomposition into substitution and income effects of an increase in the interest rate

### Substitution Effect

The relative price of future goods  $1/(1+r)$  is lower so first period consumption falls and second period consumption rises.

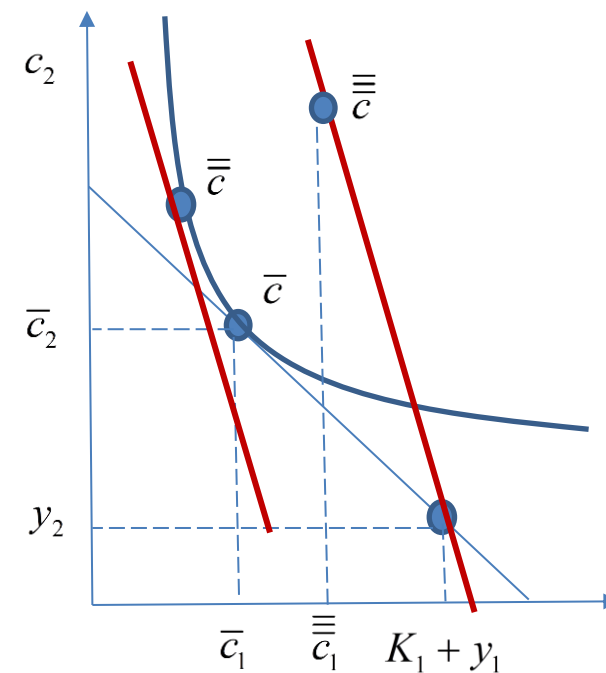
### Income effect

Since the consumer is a saver, a higher interest rate makes him better off. Thus income has to be reduced to keep her on the same level set.

Assuming that goods are normal, giving the income back leads to higher consumption in both periods.

In particular, first period consumption rises.

\*



Consumer saves

## Decomposition into substitution and income effects

### Substitution Effect

The relative price of future goods  $1/(1+r)$  is lower so first period consumption falls and second period consumption rises.

### Income effect

Since the consumer is a saver, a higher interest rate makes him better off. Thus income has to be reduced to keep her on the same level set.

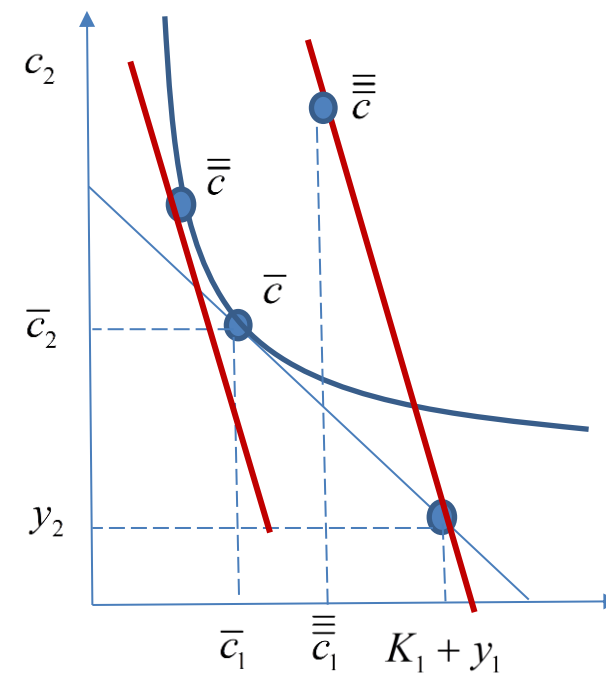
Assuming that goods are normal, giving the income back leads to higher consumption in both periods.

In particular, first period consumption rises.

### Total effect

The two effects are off-setting for first period consumption and hence for first period saving.

Data analytics typically show small interest rate effects on personal saving.



Consumer saves

**Class Exercise: Are the effects reinforcing for borrowers?**

If the interest rate rise the new life-time budget line (the dashed line through  $(y_1, y_2)$  in the figure) is steeper.

The consumer is worse off.

If the consumer is subsidized to get her back to the original level set, she consumes the bundle  $\hat{c}$  depicted.

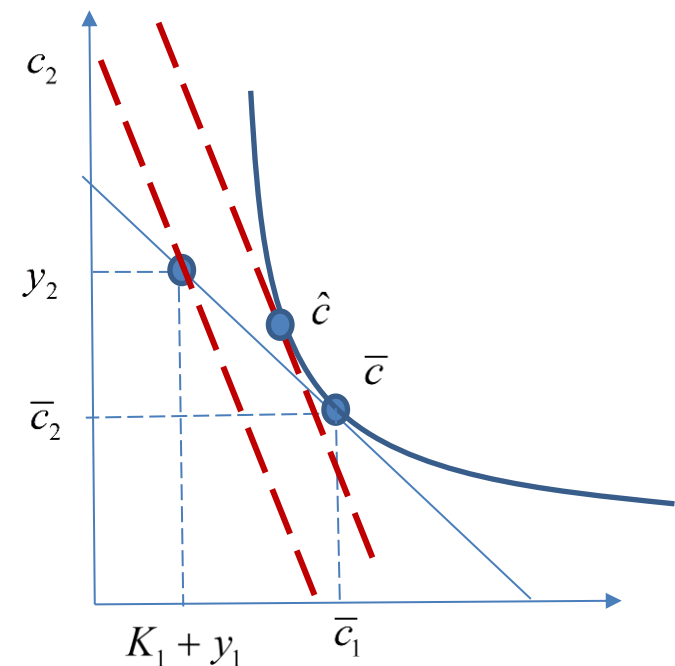
Thus the substitution effect is to move

Around the level set reducing  $c_1$  and increasing  $c_2$ .

**Exercise:** Discuss the income effect when the subsidy is removed

Hence explain why (assuming normal goods) the two effects

are reinforcing. Both lower first period consumption hence lower borrowing.



Consumer borrows

**Walrasian Equilibrium with two consumers, Alex and Bev****Example 1: Exchange economy with two periods**

$$\{y_t^A\} = (4, 16) \quad \{y_t^B\} = (21, 20),$$

No initial financial capital  $K_1 = 0$

$$U^h(c_1^h, c_2^h) = u(c_1^h) + \delta u(c_2^h), \quad h = A, B, \quad \text{where } u(c) = c^{1/2}$$

Period 1 goods cannot be stored.

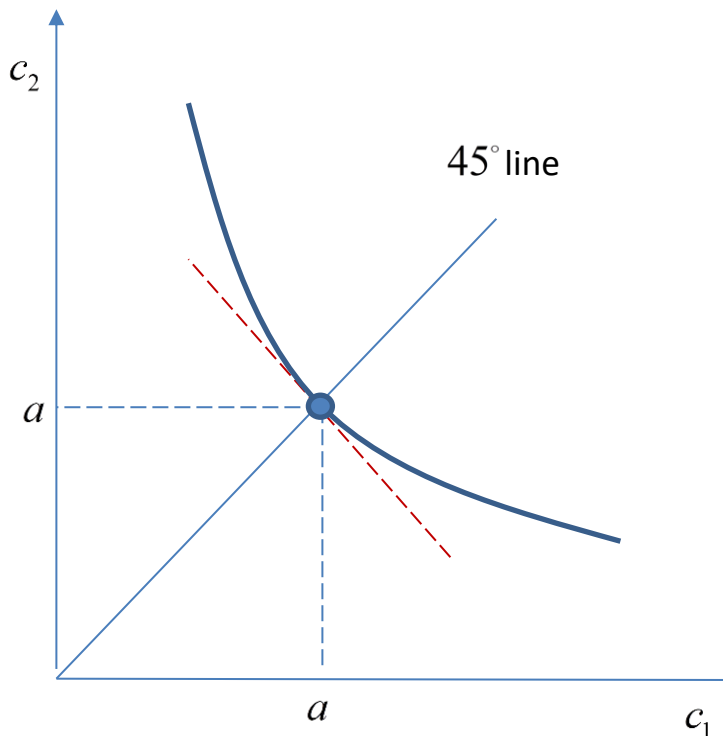
What is the marginal rate of substitution  
at the 45° line?

$$MRS(c_1, c_2) = \frac{\partial U}{\partial c_1} / \frac{\partial U}{\partial c_2} = \frac{u'(c_1)}{\delta u'(c_2)} .$$

Therefore

$$MRS(a_1, a) = \frac{\partial U}{\partial c_1} / \frac{\partial U}{\partial c_2} = \frac{u'(a)}{\delta u'(a)} = \frac{1}{\delta}$$

$\delta$  is the discount factor for future consumption



The smaller is the discount factor the smaller is the value of future consumption. Thus the consumer is willing to give up more period 2 consumption for an additional unit of current consumption

**Walrasian Equilibrium with two consumers, Alex and Bev****Class example: Exchange economy with two periods**

$$\{\omega_t^A\}_{t=1}^2 = \{4, 16\} \quad \{\omega_t^B\}_{t=1}^2 = \{21, 20\},$$

$$U^h(c_1^h, c_2^h) = (c_1^h)^{1/2} + \delta(c_2^h)^{1/2}, \quad h = A, B.$$

Period 1 goods cannot be stored.

For simplicity assume  $\delta = 1$

(a) Are there potential gains from exchange?

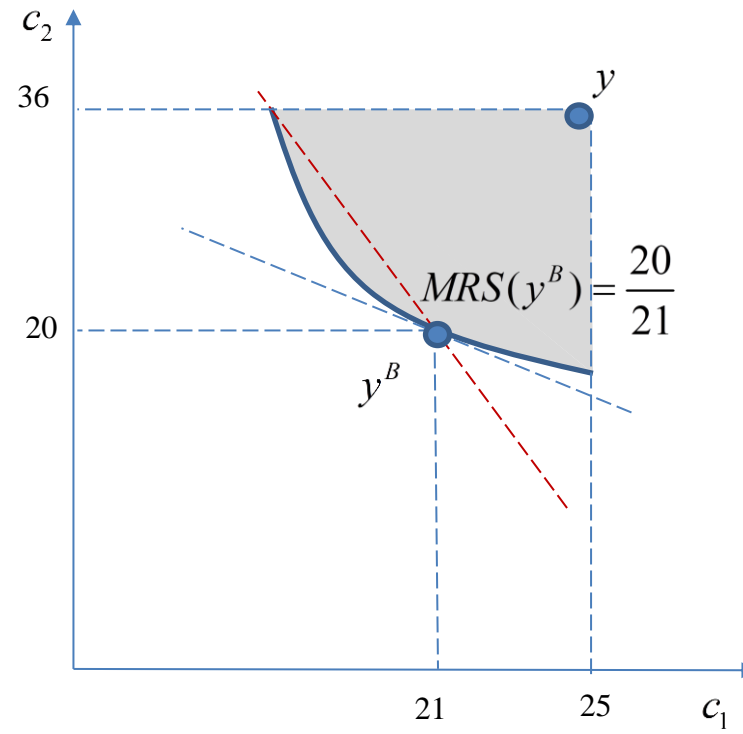
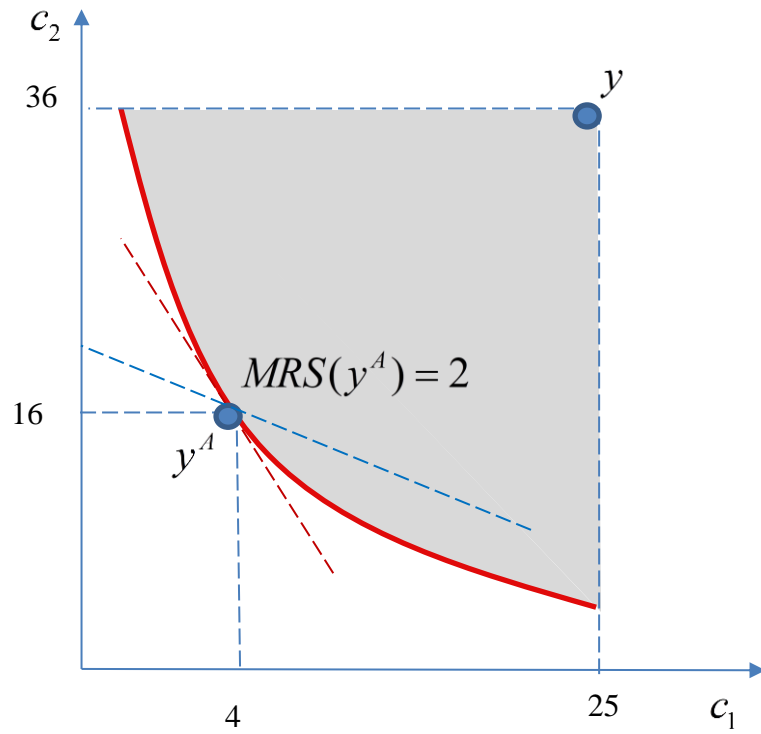
(b) Solve for the equilibrium interest rate.

HINT: Can we solve a simpler problem first?

(c) How does the outcome change if period 1 goods can be costlessly stored and consumed in period 2?

(d) If  $\delta < 1$  what is the new equilibrium interest rate?

**(a) Gains from exchange**



**(b) Walrasian equilibrium interest rate**

$$\{y_t^A\} = \{4, 16\}, \quad \{y_t^B\} = \{21, 20\},$$

$$U^h(c_1^h, c_2^h) = u(c_1^h) + \delta u(c_2^h) = (c_1^h)^{1/2} + \delta (c_2^h)^{1/2}, \quad h = A, B.$$

Hint: What is special about this model?



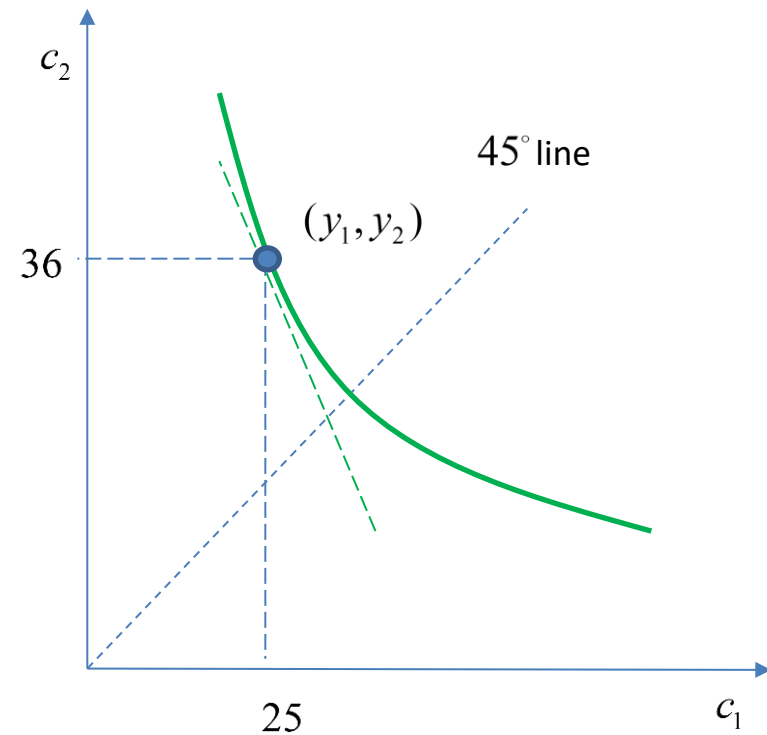
**Representative agent**

$$MRS(c_1, c_2) = \frac{\frac{\partial U}{\partial c_1}}{\frac{\partial U}{\partial c_2}} = \frac{u'(c_1)}{\delta u'(c_2)} = \frac{1}{\delta} \frac{\frac{1}{2} c_1^{-1/2}}{\frac{1}{2} c_2^{-1/2}} = \frac{1}{\delta} \left( \frac{c_2}{c_1} \right)^{1/2}$$

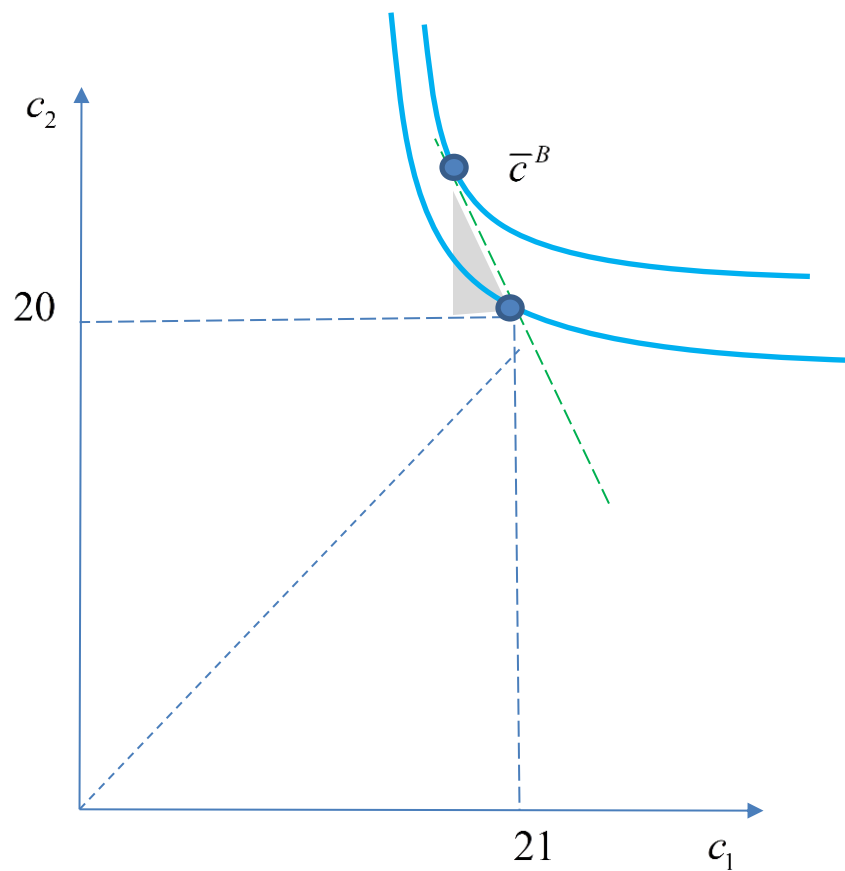
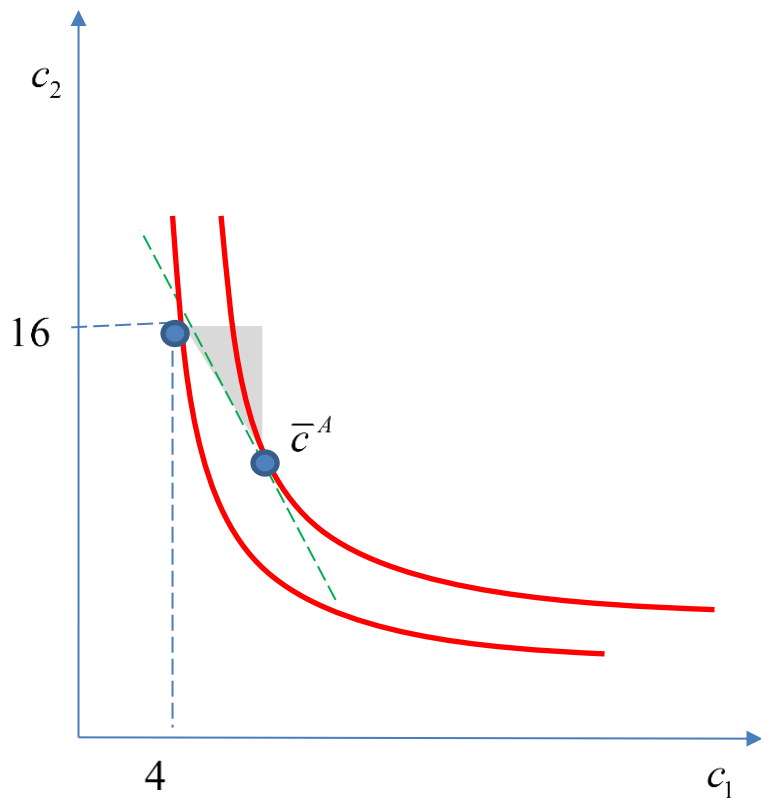
$$MRS(y_1, y_2) = \frac{1}{\delta} \left( \frac{y_2}{y_1} \right)^{1/2}$$

$$(y_1, y_2) = (25, 36), \quad \delta = 1$$

$$MRS(y_1, y_2) = \frac{1}{\delta} \left( \frac{y_2}{y_1} \right)^{1/2} = \frac{6}{5}$$



**Equilibrium trading**



**(c) How do we add storage to the model?**

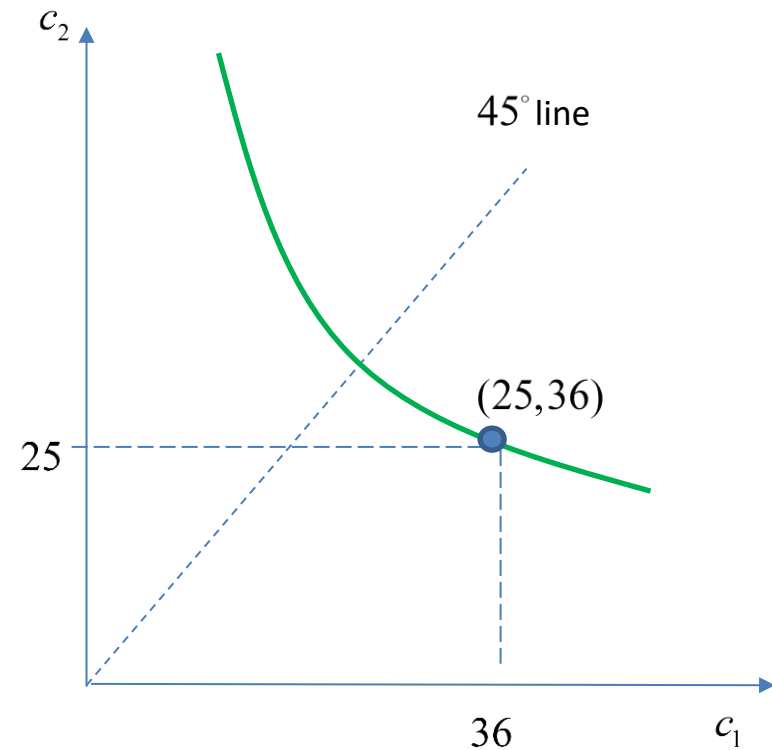
**Hint: What is the technology?**

**Group problem****Example 2: Exchange economy with two periods**

$$\{y_t^A\} = \{16, 4\} \quad \{y_t^B\} = \{20, 21\},$$

Assume  $\delta = 1$  and that goods cannot be stored

- (a) Are there potential gains from exchange?
- (b) Solve for the equilibrium interest rate.
- (c) How does the outcome change if period 1 goods can be stored at no cost and consumed in period 2?



### Costless storage

A very simple example of constant returns to scale. Each unit stored to day yields one unit tomorrow.

The set of feasible plans is  $Y = \{(z, q) \mid q \leq z\}$

